



RESILIA™ Capability Assessment



Scott Tunn
Adelaide Consulting Group
2/21/2018

ACME CO RESILIA CAPABILITY ASSESSMENT

February 21, 2018

OVERVIEW

1. Project Background and Description

This assessment was conducted on behalf of Adelaide Consulting Group for their client ACME Co. The assessment was to understand the current level of skill from the individuals that have self-studied the RESILIA™ Foundation course by themselves. The report was produced to identify the strengths and weaknesses, as well as an overall Champion within the business for Cyber Resilience Best Practice.

2. Project Scope

The Scope of this assessment was focused on the Cyber Resilience Best practice framework RESILIA. The requirements were to understand the current level of understanding of the participants, around the topics such as the service lifecycles Service Strategy, Service Design, Service Transition, Service Operation and Continual Improvement.

Using the different reports available, the scope was to show from different perspectives the level of capability from an organizational perspective as well as an individual, to identify the “Champion” within the business.

3. Reports

The reports chosen to help identify the strengths and weaknesses for this company were:

- A list of participants, their overall score, when it was played and the username they used
- The average score of the organization vs Global average
- The average score per category which shows the combined average of the participants across each stage of the lifecycle. This can be particularly helpful if the company is deciding to initiate a new design or transition of a service, and a deficiency is found in the relevant stage of the lifecycle.
- Individual assessment results which shows who is the person with the most knowledge of the topics assessed on

4. Deliverables

QuizGame Name: RESILIA Foundation Sample 2 V1.0

Assessment ID: 21/02/2018-1

Target Group Name: ACME Co

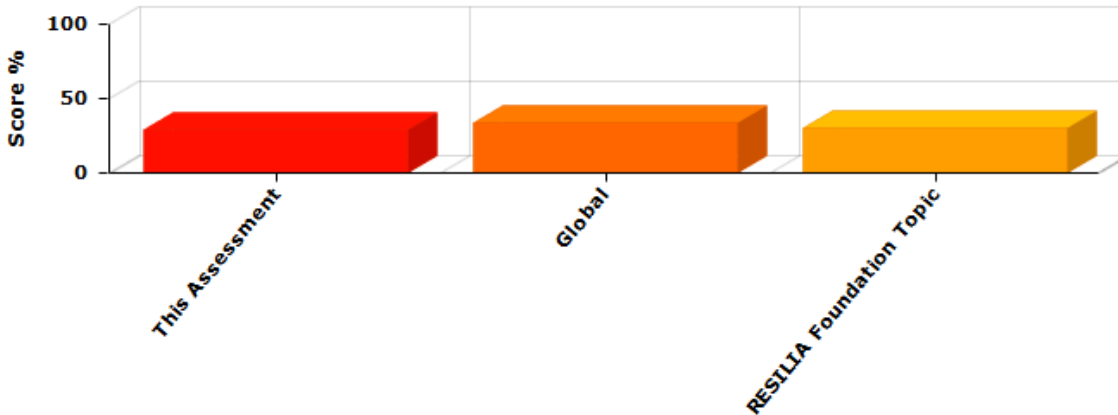
Below is a list of the participants that were sent and completed the assessment

<input checked="" type="checkbox"/>	Name	Username	Email	Score	Status	Invitation or Reminder Date	Date Played
<input type="checkbox"/>	[Redacted]	bprimus	[Redacted]	6348	Played	21-Feb-2018	21-Feb-2018
<input type="checkbox"/>	[Redacted]	dtang	[Redacted]	3631	Played	06-Apr-2018	06-Apr-2018
<input type="checkbox"/>	[Redacted]	COYS	[Redacted]	0	Paused	06-Apr-2018	06-Apr-2018
<input type="checkbox"/>	[Redacted]	molesnic	[Redacted]	0	Paused	21-Feb-2018	21-Feb-2018
<input type="checkbox"/>	[Redacted]	MM01	[Redacted]	6378	Played	21-Feb-2018	21-Feb-2018
<input type="checkbox"/>	[Redacted]	DIV	[Redacted]	0	Paused	06-Apr-2018	06-Apr-2018
<input type="checkbox"/>	[Redacted]	peterb81	[Redacted]	4876	Played	21-Feb-2018	21-Feb-2018
<input type="checkbox"/>	[Redacted]	patsh	[Redacted]	5038	Played	06-Apr-2018	06-Apr-2018

Note* Names have been redacted for privacy reasons.

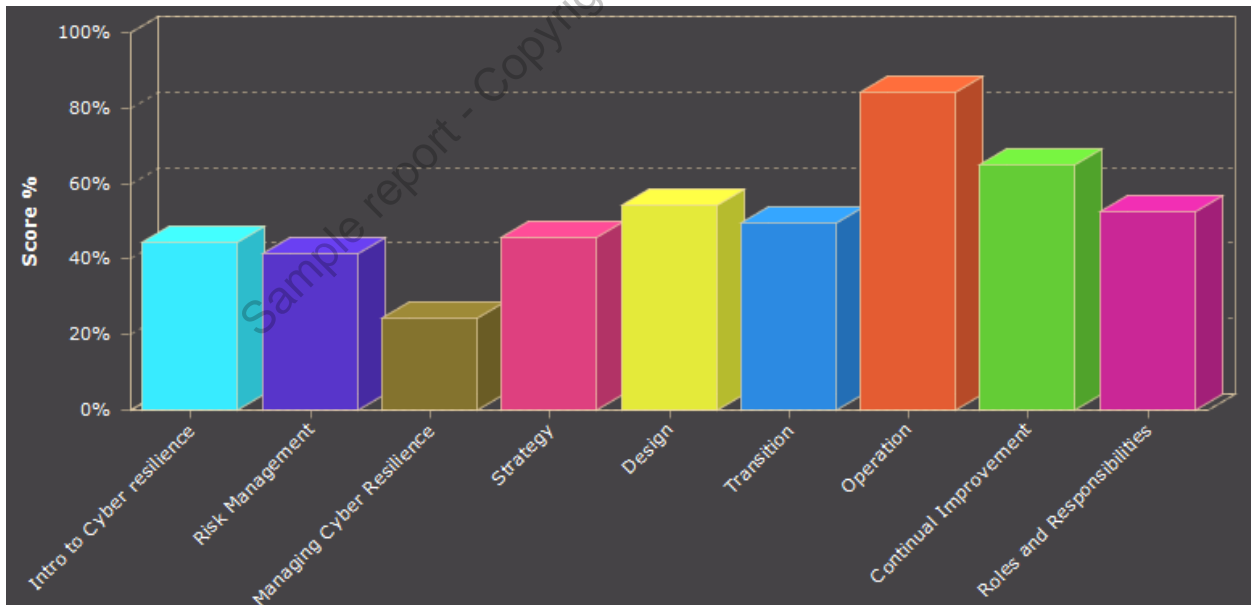
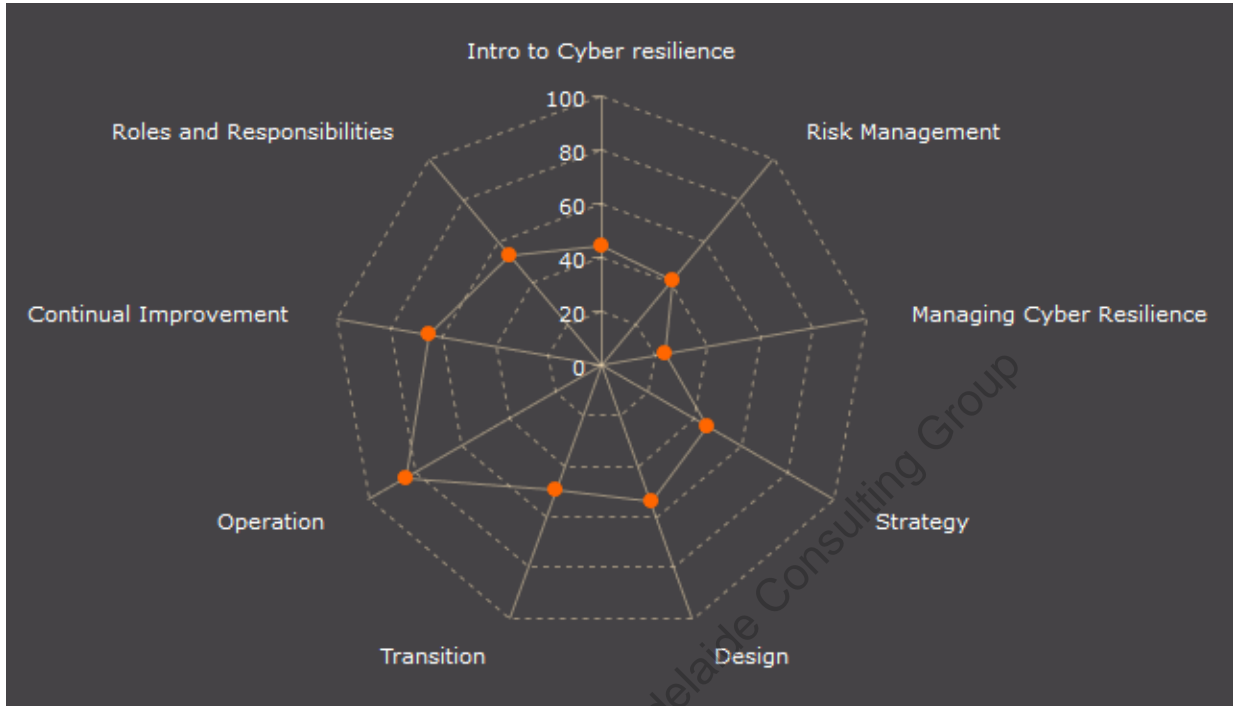
5. Average score vs global average

In this graph it shows the score of the combined participants of assessment versus the global average of all players that have played the same QuizGame.



6. Average Score Per Category

The following two graphs give a breakdown of the average of the participants broken down by lifecycle in a spider graph, as you can see the weakest areas for this company is Service Design.

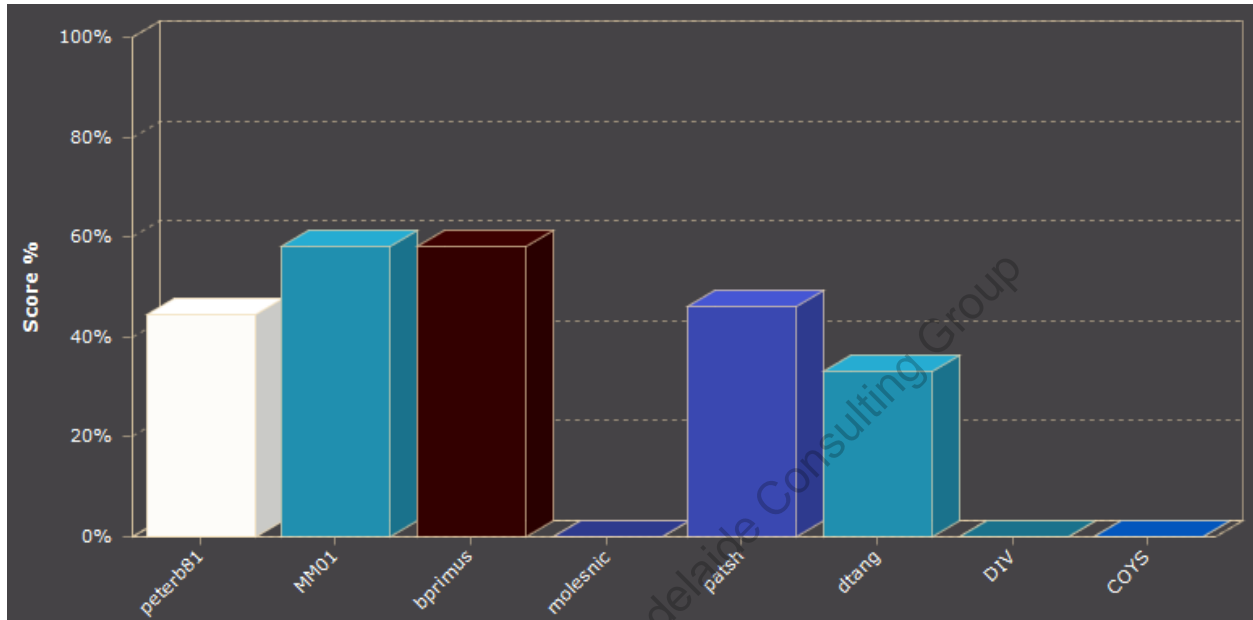


The same data but a bar graph showing the breakdown of the stages of lifecycle.

7. Individual Assessment results

In this graph is shows the actual individual assessment reports, which clearly shows who has the most knowledge of the entire topics assessed. Any person in the list that has a 0% score would indicate that they were yet to complete the assessment by the required date.

As you can see the Champion from this assessment was (MM01).



The individual assessment results can be combined between each assessment group. So if you have one assessment done in January, and another assessment in February, you can combine the data to show the difference between the groups, to determine if there are any particular areas of concern from a trainer or courseware perspective.

9. Recommendation

Based on the output of reports from the assessment, all staff that have completed the assessment have a good grasp of the RESILIA Framework. However, what it does show is that training is required in some key areas for all to be able to successfully manage their cyber resilience. All of the participants that completed the assessment are capable of progressing to the practitioner level. We would suggest further analysis of the topics that are chosen by the participants, prior to examination. If no examination is required, detailed analysis can be conducted for each participant to identify strengths for project implementations or digital transformations.

For the initiatives proposed by the company for a digital transformation, the data shows that the best person suited to playing a key part in this project is Bprimus, and the course we would recommend that he takes is the RESILIA™ Practitioner course.

Sample report - Copyright Adelaide Consulting Group

Name of assessor
Scott Tunn

Date
21/02/2018

Assessment company
Adelaide Consulting Group